

## Paillettes formati e colori


sizes and colours / formats et couleurs / formaten und farben / formatos y colores

bianco



30x32cm 11.8x12.6"  
LPPP300 2080

nero




30x32cm 11.8x12.6"  
LPPP310 2050

oro



30x32cm 11.8x12.6"  
LPPP360 2080

bronzo




30x32cm 11.8x12.6"  
LPPP370 2080

cromo




30x32cm 11.8x12.6"  
LPPP380 2080

rosa




30x32cm 11.8x12.6"  
LPPP340 2050

ciclamino




30x32cm 11.8x12.6"  
LPPP350 2050

azzurro

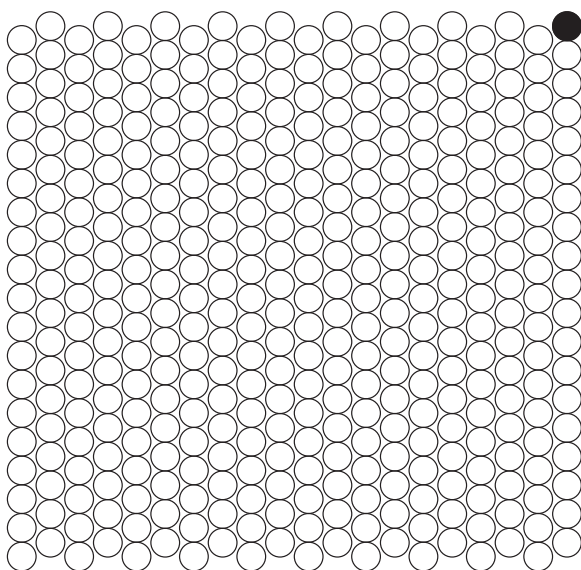


30x32cm 11.8x12.6"  
LPPP320 2050

blu



30x32cm 11.8x12.6"  
LPPP330 2050



**diametro**

1,5cm / 0.6"

# Paillettes decori

decors / decors / dekore / decoros



**DECORO PALLADIO**  
composizione 1 pezzo  
decor pattern 1 piece      LP9P303 1320



**DECORO BANDIERA**  
composizione 1 pezzo  
decor pattern 1 piece      LP9P302 1320



**DECORO STELLA**  
composizione 2 pezzi  
decor pattern 2 pieces      LP9P301 1320



**DECORO CAMELIA**  
composizione 4 pezzi  
decor pattern 4 pieces      LP9P300 1320

## STUCCHI

Lea Ceramiche consiglia di stuccare Paillettes con:

- stucco cementizio bianco (a contrasto) per tutti i colori.
- stucco epossidico (Mapei Kerapoxy Design) per i decori Palladio, Bandiera, Stella e Camelia.

## POSA

Lea Ceramiche consiglia di posare Paillettes su una parete perfettamente planare.

## GROUT

Lea Ceramiche recommends using the following grouts for Paillettes :

- white cement-based grout (contrasting) for all colors.
- epoxy grout (Mapei Kerapoxy Design) for decorations Palladio, Bandiera, Stella and Camelia.

## INSTALLATION

Lea Ceramiche recommends laying Paillettes on perfectly flat walls.

## JOINTS

Lea Ceramiche recommande d'utiliser les mortiers suivants pour Paillettes:

- mastic blanc à base de ciment (contraste) pour toutes les couleurs.
- mastic époxy (Mapei Kerapoxy Design) pour les décorations Palladio, Bandiera, Stella et Camelia.

## POSE

Lea Ceramiche conseille de poser Paillettes sur des murs parfaitement plat.

## PUTZ

Lea Ceramiche empfiehlt bei der Serie Paillettes

- weißes Fugenmaterial (zum Kontrast) zu benutzen.
- Lea Ceramiche empfiehlt bei den Dekoren Palladio, Bandiera, Stella und Camelia Epoxidfugenmaterial (Mapei Kerapoxy Design) zu verwenden.

## VERLEGUNG

Lea Ceramiche empfiehlt die Verlegung der Serie Paillettes nur auf ganz glatten Wänden.

## LECHADAS

Lea Ceramiche aconseja la lechada de la serie Paillettes con:

- lechada cementicia blanca (a contraste) para todos los colores.
- lechada epoxica (Mapei Kerapoxy Design) para los decorados Palladio, Bandiera, Stella y Camelia.

## COLOCACIÓN

Lea Ceramiche aconseja colocar Paillettes en una pared perfectamente plana.